

Name _____

Learners Number

Gender:

Boy

Girl

County Name _____ County code

Sub -County Name _____ Sub-county code

School Name _____ School code

ASSESSMENT RUBRICS

The teacher to fill the grid below after marking the learner's work.

RATING	Exceeds expectation	Meets expectation	Approaching expectation	Below expectation
TASK 1				
TASK 2				
TASK 3				
TASK 4				

SECTION A

TASK 1

A. LISTENING AND SPEAKING

1. What is your name?

(learner answers)

2. How old are you?

(learner answers)

3. What is your teacher's name?

(learner answers)

4. How many days are there in a week?

(learner answers)

5. For how many days do we go to school?

(learner answers)

B. READING ALOUD

Read these words

- | | | |
|---------|-----------|------------|
| 1. mat | 6. father | 11. desk |
| 2. met | 7. two | 12. stick |
| 3. is | 8. more | 13. ball |
| 4. here | 9. sky | 14. pencil |
| 5. man | 10. star | 15. six |


Read the sentences.

1. Sam will tell a story.
2. It is a nice day.
3. I love my parents.


C. LANGUAGE USE

Draw the following


1. boy



2. bird



3. broom



D. Add 's' to show more than one

- | one | many |
|----------|-------|
| 1. chair | _____ |
| 2. bed | _____ |
| 3. bowl | _____ |
| 4. leg | _____ |

E. Count and write the number

Example  one book

(a)  _____pencils

(b)  _____sticks

(c)  _____stones

F. Use "am" "is" or "are" to fill the gaps.

(a) I _____ a girl.


(b) He _____ a man.

(c) We _____ boys.


(d) This _____ a pencil.

G. Name the pictures


(a)



(b)



(c)



H. Copy the words two times.

(a) tell _____

(a) tiny _____