

Name _____

Learners Number

Gender Boy Girl

County Name _____ County code

Sub -County Name _____ Sub-county code







School Name _____ School code

ASSESSMENT RUBRICS

The teacher to fill the grid below after marking the learner's work.

	Exceeds expectation	Meets expectation	Approaching expectation	Below expectation
Marks scored				

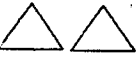
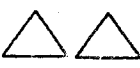




Match the number with the objects.

1.  5
2.  6
3.  2
4.  3
5.  1
6.  4

Fill in the missing numbers.

7. 1, 2, 3, _____, 5
8. 4, 5, _____, 7
9. 7, 8, _____, 10
10. 10, 11, 12, _____, 14

Put together

11.  +  =
12.  +  =
13.  +  =

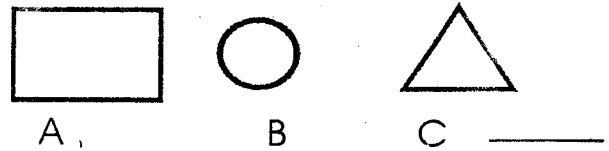
Add

14. $6 + 2 =$ _____
15. $3 + 4 =$ _____
16. $2 + 6 =$ _____
17. $3 + 5 =$ _____

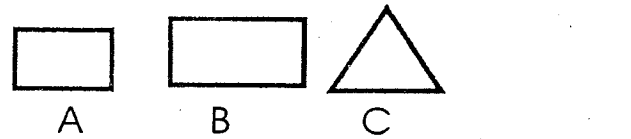
Take away

18. $7 - 4 =$ _____
19. $3 - 2 =$ _____
20. $11 - 6 =$ _____
21.
$$\begin{array}{r} 2 \\ - 1 \\ \hline \end{array}$$
22.
$$\begin{array}{r} 6 \\ - 3 \\ \hline \end{array}$$


23. Which shape looks like this 



24. Which shape looks like this 



25. Which one is tall



A _____ B _____