

# MONITORING LEARNER'S PROGRESS

## GRADE 1 - 2020

### ENGLISH ACTIVITIES

#### SECTION A AND B

Learner's Name: .....

Learner's Number

Gender: Boy

Girl

County Name: ..... County Code:

Sub-County Name: ..... Sub-County Code:

School Name: ..... School Code:

## TEACHER'S SCORING GUIDE

The grid below is to be filled by the teacher after making the learner's work.

	Level 1	Level 2	Level 3	Level 4
<b>Section A:</b>				
<b>Task 1</b>				
<b>Task 2</b>				
<b>Section B:</b>				
<b>Task 3</b>				
<b>Task 4</b>				

## Task 1

Fill in the missing sounds.

1. d\_\_sk

2. b\_\_ll

3. m\_\_n

4. c\_\_w

5. s\_\_n

## Task 2

Choose the correct answer to fill in the blanks

6. Kennedy \_\_\_\_\_ a clever boy. (am, is, are)

7. Who \_\_\_\_\_ playing outside. (am, is, are)

8. I \_\_\_\_\_ reading a book. (am, is, are)

9. These \_\_\_\_\_ your fruits. (am, is, are)

10. What \_\_\_\_\_ his name? (am, is, are)

### Task 3

Write the words in small letters

11. TEACHER -

12. STORYBOOK -


13. CLASSROOM -

14. ENGLISH -

15. EXCUSE ME -

Write the names of the pictures

16.



\_\_\_\_\_

17.



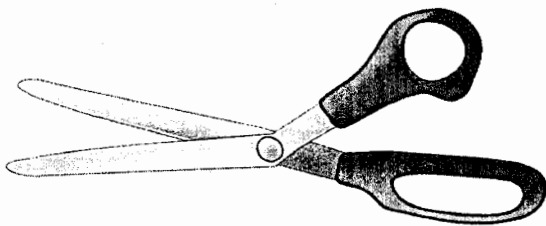
\_\_\_\_\_

18.




\_\_\_\_\_

19.



\_\_\_\_\_

20.



\_\_\_\_\_

## **Task 4**

### **Read the words loudly**

21. stool

22. dish

23. lorry

24. bell

25. table