

MONITORING LEARNER'S PROGRESS GRADE 3 - 2020 MATHEMATICS ACTIVITIES

SECTION A AND B

Learner's Name:

Learner's Number

Gender: Boy

Girl

County Name: County Code:

Sub-County Name: Sub-County Code:

School Name: School Code:

TEACHER'S SCORING GUIDE

The grid below is to be filled by the teacher after making the learner's work.

	Level 1	Level 2	Level 3	Level 4
Section A:				
Task 1				
Task 2				
Section B:				
Task 3				
Task 4				

SECTION A

TASK 1

Write in words

1. 43 - _____
2. 17 - _____
3. 56 - _____

What is the next number?

4. 6, 8, 10, 12, _____
5. 1, 6, 11, 16, _____
6. 35, 40, 45, 50, _____
7. 18, 16, 14, 12, _____

TASK 2

Write the number

8. Twelve _____
9. Thirty eight _____
10. Sixty one _____

SECTION B

TASK 3

Arrange from the largest to the smallest

11. 57, 75, 45, 54

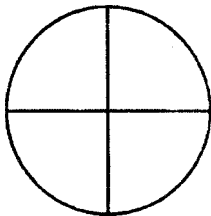
12. 61, 63, 81, 91

Fill in the place value numbers

13. $92 =$ _____ tens _____ ones

14. $14 =$ _____ tens _____ ones

15. Shade a quarter of the figure below.



16. Draw a triangle in the box below.



17. Komora has 33 ducks. He added 19 more ducks. How many ducks did he have altogether?

TASK 4

Add:

18.

$$\begin{array}{r} 18 \\ + 6 \\ \hline \end{array}$$

19.

$$\begin{array}{r} 18 \\ + 6 \\ \hline \end{array}$$

$$20. 3 + 15 =$$

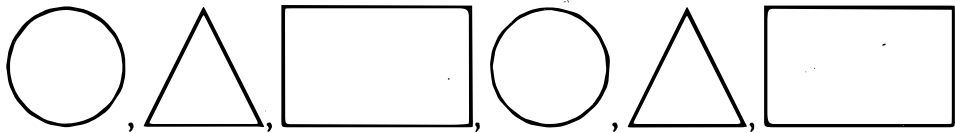
21. Rena bought 17 apples. She gave 9 of them to his sister. How many apples was she left with? _____

22. 5 ten-shilling coins = sh. _____

23. What is 7 less 3? _____

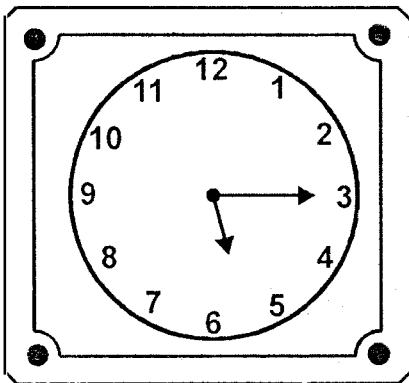
Draw the next pattern

24.



Write the time shown on the clock face below.

25.



_____ o'clock